



MARION TECHNICAL COLLEGE

STUDENT ORIENTATION

Gary Smallridge, Principal
Gary.smallridge@marion.k12.fl.us

Kim Burt, Assistant Principal
Kim.burt@marion.k12.fl.us



CAMPUS INFORMATION

❖ Code of Student Conduct

- ❖ Student Handbook

- ❖ Academic Integrity

- ❖ Academic Probation

❖ Acceptable

Dress/Badge Replacement \$5.35



FINANCIAL AID

- ❖ NEW FAFSA for 2024-2025
- ❖ Satisfactory Academic Progress
- ❖ Communication with Financial Aid
- ❖ Importance of Email

Residency Requirements
Excludes Veterans
Reclassification
opportunity

[Financial Aid Information - Click Here](#)



Charlotte Odette, Program Manager
Charlotte.odette@marion.k12.fl.us

SATISFACTORY ACADEMIC PROGRESS (SAP)

Title IV requires school to measure student progress toward completion.

- ❖ Satisfactory Academic Progress (SAP) is defined as the successful completion of coursework toward an eligible certificate or degree.
- ❖ Regulations require Financial Aid to monitor the academic progress of students receiving Title IV aid and Veterans Educational benefits.

- ❖ Qualitative Measure (GPA)

- ❖ Maximum Time Frame (Completion)



- ❖ Monitored at each payment period

GPA: 2.0 or as required for
MTF: 150% of scheduled hours
Attendance: 90% minimum



CLOCK HOUR PROGRAMS

- ❖ In its simplest form, a clock-hour program is a set of non-credit courses that lead to the completion of a non-degree credential or certificate.
- ❖ Typically offered in the field of career and technical education (CTE).

Please be present for class.



FOCUS – GRADES AND FINANCE

Accessing Your Information

- ❖ Direct:
 - ❖ Marion.FocusSchoolSoftware.com
 - ❖ Login: Student ID Number
 - ❖ Password: 8 Digit Birthday (05031999)
- ❖ Website:
 - ❖ MarionTC.edu has a link for FOCUS

EMAIL AND MICROSOFT OFFICE 365

- ❖ Web address:
 - ❖ <https://www.Office.Com>
- ❖ Login:
 - ❖ First name.Last name@mariontc.Edu
 - ❖ Example: sarah.Smith@mariontc.Edu
- ❖ Password:
 - ❖ Teacher will have password available
 - ❖ Student Services will also have the list



PROTECTING YOUR PRIVATE INFORMATION

❖ FERPA

❖ HIPAA

❖ Senate Bill 524

<https://offender.fdle.state.fl.us/>

1-888-357-7332



BASIC SKILLS REQUIREMENT

PERT TEST

- **First attempt Required within 6 weeks**
- **One -time fee of \$15**
- **Several Exemptions to Basic Skills Requirements:**
 - **Program is less than 450 hours**
 - **Serving as an Active-Duty Member of the Military**
 - **PERT, ACT, SAT within last two years**
 - **Graduate of High School 2007 and beyond**
 - **Passed the 2014 GED**
 - **Associates Degree or Higher**
- **YOU DO NOT NEED TO PASS THIS EXAM TO STAY ENROLLED IN YOUR CTE PROGRAM**
- **IN MOST CASES, WHEN YOU PASS AN INDUSTRY CERTIFICATION, YOU WILL NOT NEED TO RETEST FOR THE PERT**
- **CALL OR STOP BY STUDENT SERVICES TO SCHEDULE YOUR PERT EXAM!**

LL



STUDENT & COLLEGE ACTIVITIES



SkillsUSA®

Two Types of Competition

Leadership Skills

Technical Skills

Advisor is Donald Ray

Donald.ray@marion.k12.fl.us

- Student Appreciation Days
- Student Resource Room
- Donut Express Truck
- MTC Hats, T-Shirts and Hoodies
- Guest Speakers
- Volunteer at Information Sessions
- Career Fairs/Industry Connections
- Resume Help
- WE ARE STUDENT FOCUSED!!



National **Technical**
Honor Society

**Graduating Students with a 3.5
GPA or higher & 95%
attendance rate
\$40 Membership Fee
Advisor is Annette Garcia
Annette.Maldonado-Garcia@
Marion.k12.fl.us**

Laurel Lapane, Coordinator of Student Services
Laurel.lapane@marion.k12.fl.us



STUDENT SUPPORT

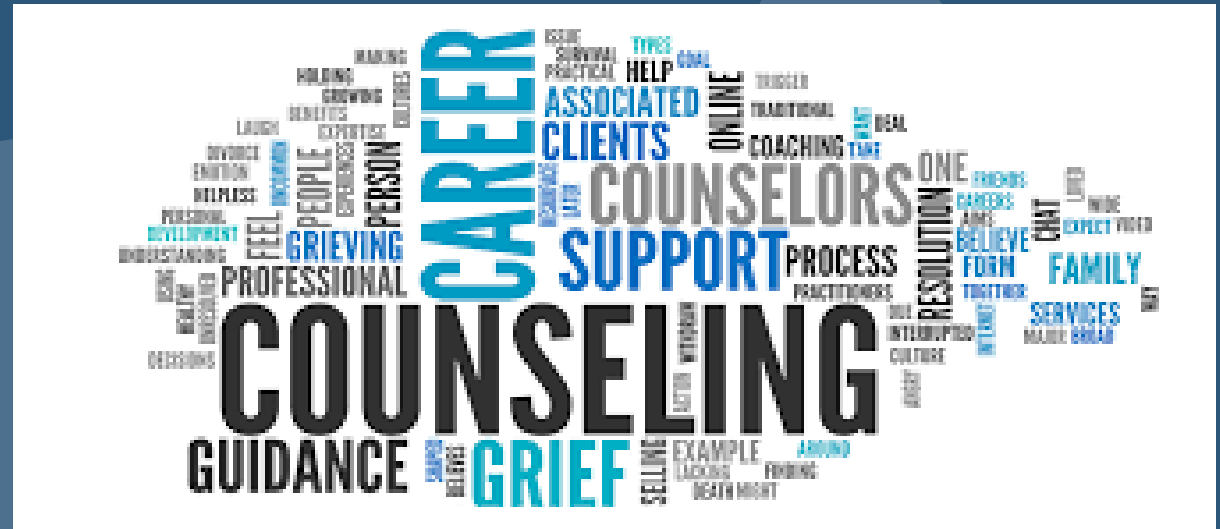
School Counselor – Annette Maldonado-Garcia

Office - Student Services

Email - Annette.Maldonado-Garcia@marion.k12.fl.us

Phone - 352-671-7200

ACADEMIC SUPPORT
COMMUNITY RESOURCES & CONNECTIONS
EMOTIONAL SUPPORT
CAREER COUNSELING



GRADUATION

December Graduation

Thursday, December 19th, 2024

June Graduation

Thursday, June 12th, 2025

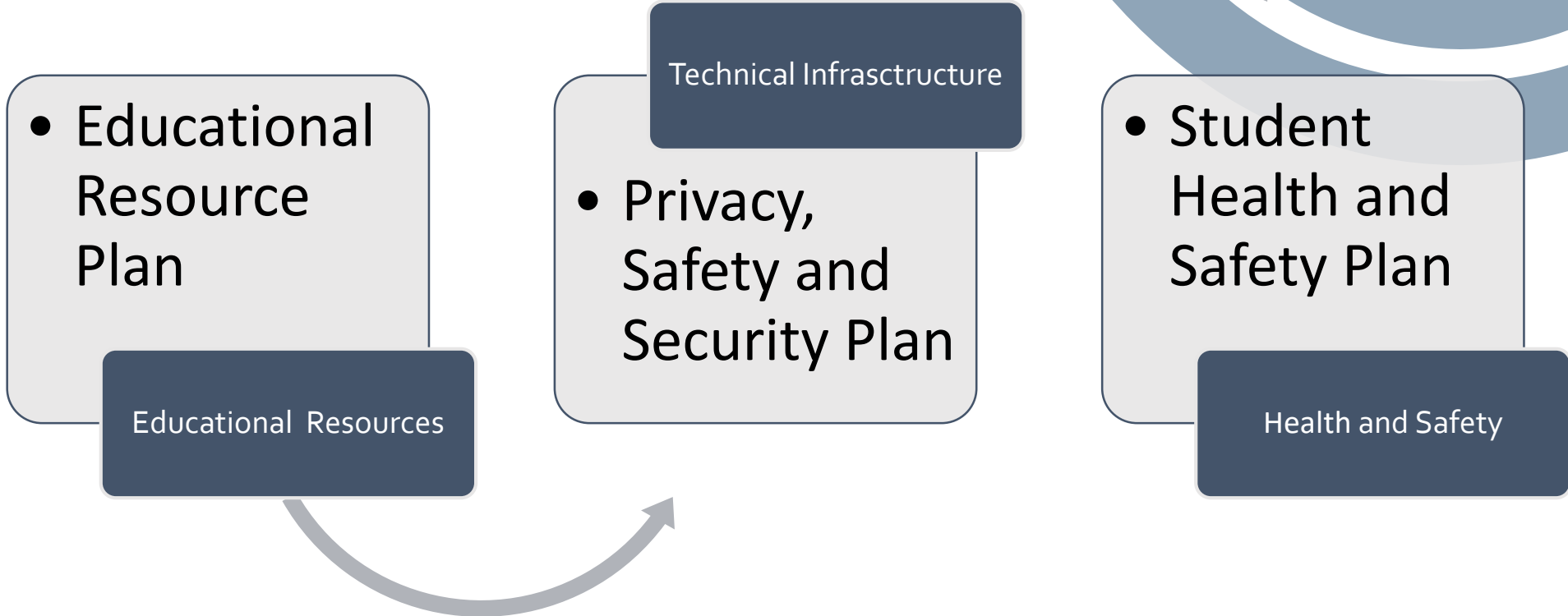


[HTTP://WWW.MARIONTC.EDU/](http://www.mariontc.edu/)



AVAILABLE AT THE FRONT DESK

MTC'S WEBSITE: MARIONTC.EDU
FOUND BY CLICKING > ADMISSIONS/PLANS AND PROCEDURES



Anissa Damon, COE Liaison
Anissa.Damon@marion.k12.fl.us



A.L.I.C.E. PROTOCOL DRILL

- **A.L.I.C.E. Protocol Drill**

- This Safety Drill is different than the rest. This drill uses different classroom procedures for students in the event of an active threat on campus. The district, as well, as the nation, has mandated a specific protocol to use during this drill. It is called the A.L.I.C.E. Protocol.

- **Alert, Lockdown, Inform, Counter, and Evacuate (ALICE)**

- The Marion County School District has implemented the Alice Protocol in the event of an active shooting.



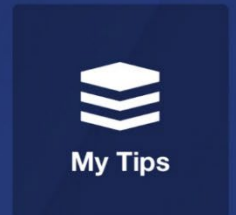
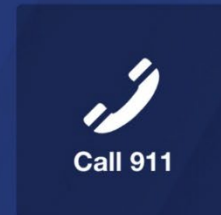
FORTIFYFL

ANONYMOUS REPORTING APP




FORTIFYFL

FortifyFL is a school-related suspicious activity reporting tool that allows you to instantly relay information to appropriate law enforcement agencies and school officials.



Check out this [video](#) about FortifyFL



Carmen Schentrup




Scott Beigel

#NEVERFORGET



Gina Montalto




Alaina Petty




Alex Schachter



Chris Hixon



Jaime Guttenberg



Meadow Pollack



Luke Hoyer




Helena Ramsay



Alyssa Alhadeff




Aaron Feis



Joaquin Oliver



Martin Duque Anguiano



Cara Loughran



Nicholas Dworet



Peter Wang

YOU SHOULD KNOW:

There is an anonymous reporting app that allows you to **instantly send information** about suspicious activity.

FORTIFYFL

SEE SOMETHING, SAY SOMETHING

With *FortifyFL*, you can submit tips about **potential crimes or threats** which are sent directly to law enforcement and designated school personnel.

FORTIFYFL

HOW DO I SUBMIT A TIP?

You can submit a tip from
any computer at:

[GetFortifyFL.com](https://www.getfortifyfl.com)



Suspicious Activity Reporting App

FortifyFL is a suspicious activity reporting tool that allows you to instantly relay information to appropriate law enforcement agencies and school officials.

Submit A
Tip Online


Download On The
App Store

Get It On
Google Play

FORTIFYFL

HOW DO I SUBMIT A TIP?

You can also submit a tip using your phone.
Download the FortifyFL App on your phone
or tablet.



FORTIFYFL

How do I submit a tip?

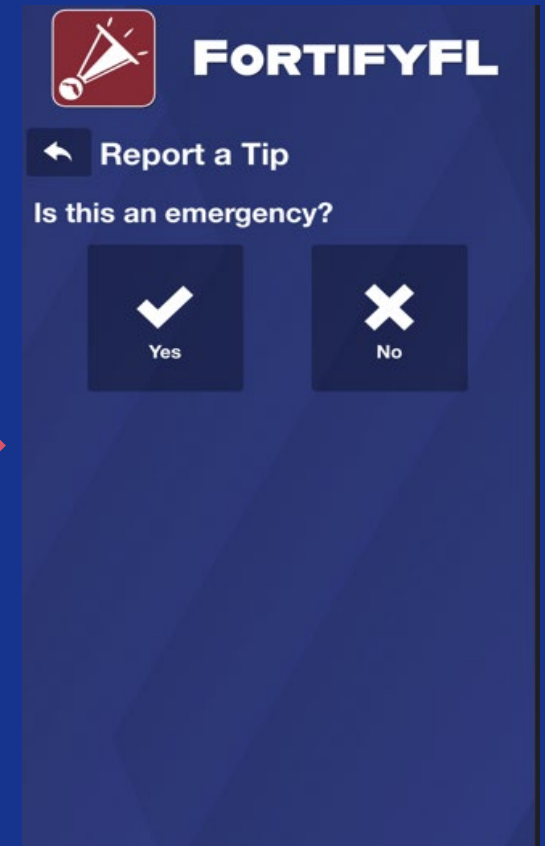

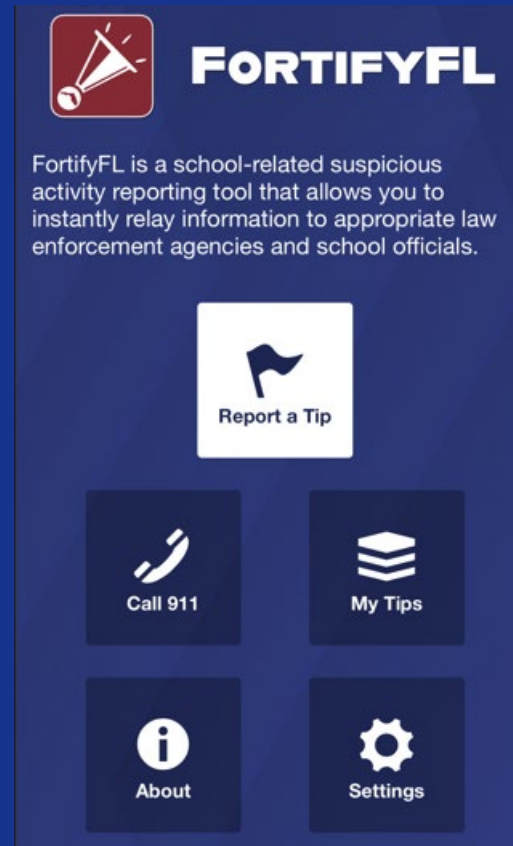
Tips must have **actionable** information.

This means including **WHO** did **WHAT**,
WHERE it happened and **WHEN**.

More tip details improve the chances that a situation can be resolved.

HOW DO I SUBMIT A TIP IN THE APP?

Click “Report a Tip” and indicate if it is an emergency



HOW DO I SUBMIT A TIP?

Important Notice:

Per Florida law if someone **knowingly submitted a false tip** through FortifyFL, device information will be provided to law enforcement, and the individual could be subject to criminal penalties.



FORTIFYFL



Important Notice


Florida Statute 943.082 states that if, following an investigation, it is determined that a person knowingly submitted a false tip through FortifyFL, the Internet protocol (IP) address of the device on which the tip was submitted will be provided to law enforcement agencies for further investigation, and the reporting party may be subject to criminal penalties under s. 837.05. In all other circumstances, unless the reporting party has chosen to disclose his or her identity, the report will remain anonymous.



I understand, continue

HOW DO I SUBMIT A TIP?

Step 1:
Select Your School



The screenshot shows the FORTIFYFL mobile application interface for submitting a tip. At the top left is the FORTIFYFL logo, which consists of a red square with a white megaphone icon. To the right of the logo is the text "FORTIFYFL" in white, bold, uppercase letters. Below the logo and text is a dark blue header bar with a white left-pointing arrow icon and the text "Tip Report - Step 1 of 4". Underneath the header bar is a paragraph of white text: "Follow these 4 easy steps to submit a tip to appropriate law enforcement agencies and school officials. By default, your tip will be anonymous." Below the text is a white input field with the label "Your School" in dark blue text above it. The input field is empty and has a small white downward-pointing chevron icon on the right side. At the bottom of the screen are two dark blue buttons with white text. The left button has a white left-pointing chevron icon above the text "Cancel". The right button has a white right-pointing chevron icon above the text "Next".

HOW DO I SUBMIT A TIP?

Step 2: Provide Your Tip

Be sure to give enough information to get the right kind of help.



 **FORTIFYFL**

← Tip Report - Step 2 of 4


Tip Details

A student on my bus (#302) had a gun he was showing off. I don't know his name but he's got red hair and wearing a light gray hoodie with a triangle logo on it.

Previous Next

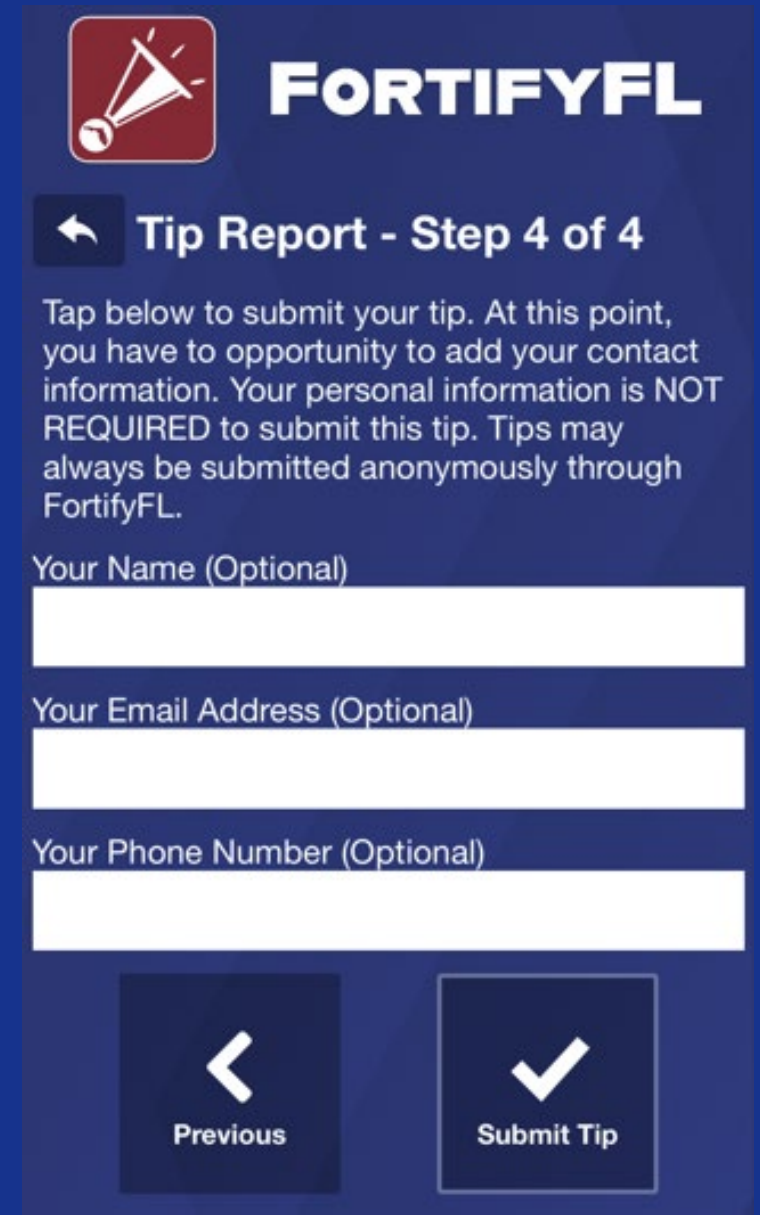
HOW DO I SUBMIT A TIP?

Step 3: Attach an
Optional Photo or
Video



HOW DO I SUBMIT A TIP?

Step 4:
Provide Optional
Information and
Submit Your Tip



The screenshot shows the FortifyFL mobile application interface. At the top left is the FortifyFL logo, which consists of a red square with a white megaphone icon. To the right of the logo is the text "FORTIFYFL" in white, bold, uppercase letters. Below the logo and text is a dark blue header bar with a white left-pointing arrow and the text "Tip Report - Step 4 of 4". Underneath the header bar is a paragraph of white text: "Tap below to submit your tip. At this point, you have to opportunity to add your contact information. Your personal information is NOT REQUIRED to submit this tip. Tips may always be submitted anonymously through FortifyFL." Below the text are three white input fields, each with a label above it: "Your Name (Optional)", "Your Email Address (Optional)", and "Your Phone Number (Optional)". At the bottom of the screen are two dark blue buttons with white icons and text. The left button has a left-pointing arrow icon and the text "Previous". The right button has a checkmark icon and the text "Submit Tip".

FORTIFYFL

← Tip Report - Step 4 of 4

Tap below to submit your tip. At this point, you have to opportunity to add your contact information. Your personal information is NOT REQUIRED to submit this tip. Tips may always be submitted anonymously through FortifyFL.

Your Name (Optional)

Your Email Address (Optional)

Your Phone Number (Optional)

Previous Submit Tip

FORTIFYFL



Thank you for
helping to keep
our school and
community safe



Please turn in your signed acknowledgment of information sharing form.

*Congratulations!
Welcome to the MTC family!
We are happy you are here!*

Questions?

A circular graphic for Marion Technical College. The background is a collage of images showing students in a classroom, a person working on a circuit board, and a person in a hard hat. The text is overlaid on this background. At the top, it says "Marion Technical College" in a large, white, serif font. Below that, in a smaller, white, sans-serif font, it says "Where professionals are made". In the center, it asks "WHY CHOOSE ONE OF OUR 25 CAREER TECHNICAL EDUCATION PROGRAMS?" in white, all-caps, sans-serif font. Below this, it lists three benefits: "Affordable Tuition", "Hands-On Training", and "96% Licensure Rate", all in white, sans-serif font. At the bottom, it says "Apply NOW!" in a green, cursive font. Below that, there is a white search bar with a magnifying glass icon on the left and an 'x' icon on the right, containing the text "www.MarionTC.edu". Below the search bar, it provides the address "1014 SW 7th Road, Ocala, Florida, 34471" and the phone number "352-671-7200" in a small, white, sans-serif font. On the left side of the graphic, there is a green and white logo with the letter "M" and the year "1973" below it, and a QR code below that.